



Agenda Item A. Action & Discussion Items

1. Approval of Minutes of October 14, 2020 Receive and discuss
2. November 13, 2020 TAC Look Back at Prior Groundwater Planning Efforts
3. Look Back at 2020 – Activities and Accomplishments
4. 2021 Outlook and Objectives
5. Related Planning Activities
6. Future Agenda Items and Next Meeting (See attached)



Other Agenda Items

- B. Staff/DWR Report
 - 1. Financial/Budget Report: Expenses and Revenue
 - 2. Department of Conservation Watershed Coordinator Grant
 - 3. DWR Update
- C. Directors Comments
- D. Secretary Report
- E. Public Comments



November 13 TAC Meeting

- Planning efforts were limited due to deadlines – where do we need to take a deeper look?
- GSA/GWA Funding
- GWA Role
- **Budget, Accounting and Costs**
- GSA Project/Benefits vs Basin Wide Project/Benefits

Agenda Item A.2



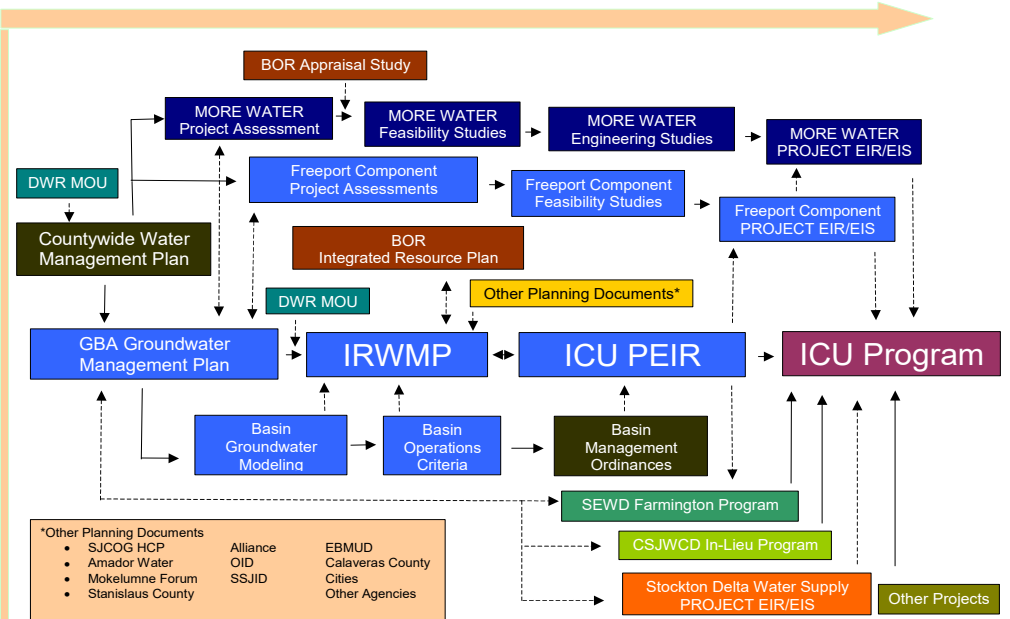
November 13 TAC Meeting Budget, Accounting and Costs

- Accounting for water and who benefits and pays
- Water budget as a basis to allocate costs
- Need to consider credits for prior investments
- Must agree on concepts and principals to move forward
- How deal with “Free Riders” and ensure equity

Agenda Item A.2



Integrated Regional Water Management Planning - Eastern Basin Integrated Conjunctive Use Program (ICU Program)



Agenda Item A.3



Discussion Questions

- What organizations or groups coordinated and drove these?
- What were the primary drivers? (e.g.; overdraft, available funding, regulatory....)

Agenda Item A.3.a



Look Back at Prior Groundwater Planning Efforts – Celebrate Success

- South County surface water supply project
- Woodbridge Dam replacement and improvement
- Woodbridge/Lodi Water Treatment
- City of Tracy ASR. SSJID Transfers
- City of Stockton Delta Water Supply
- SEWD Farmington groundwater recharge program
- SEWD Peters Pipeline
- South Stockton Aqueduct
- DREAM

Agenda Item A.3.b



Discussion Questions

- Why were these successful? Had money and water to develop
- Why were other project efforts or partnerships not successful?
- Why did the groups breakdown or become inactive?

Agenda Item 3.b



Look Back at Prior Groundwater Planning Efforts – Management Concepts & Principals

- Our Shared Asset - 1M AF Operational Groundwater Storage
- Basin operational criteria
- Groundwater storage and banking - local control
- Partnerships are required; local and regional
- Ordinance improvements needed
- Export of water
- Local cost minimization with water sales or storage and banking partners outside the basin

Agenda Item A.3.c



Discussion Questions

- How do they apply today?
- What is the current sentiment of the GSAs?

Agenda Item A.3.c



2020 Look Back – What We Achieved

- Completed and Adopted GPS
- Completed and submitted Annual Report
- Prepared Application and was awarded Prop 68 Planning Grant
- Developed cost allocation and budget
- Selected Priority Project for Proposition 68 Implementation Grant (NSJWCD North System Improvement)
- GSA accomplishments and progress

Agenda Item A.4



Discussion Questions

- What did we do well (GWA & GSAs)?
- What could we do better (GWA & GSAs)?

Agenda Item 4



2021 Look Forward

Opportunities

- Grants – State & Federal
- Project Development
- Partnerships
- DMS Implementation

Agenda Item A.5



2021 Look Forward What We Want to Achieve

Threats

- Attack on filed water rights
- Negative DWR review of GSP, SWRCB engaged
- No stable funding or failed funding initiatives
- Lawsuits between GSA partners

Agenda Item A.5



Related Planning Activities

- IRWMP
- Tracy Sub Basin GSP
- Well Drilling

Agenda Item A.6


Staff/DWR Reports

- GSP Annual Report
- Financial/Budget Report: Expenses and Revenue
- Grants
 - Department of Conservation Watershed Coordinator Grant (Loss)
 - Systems Wide Flood Risk Reduction - Statewide
 - Systems Wide Flood Risk Reduction – Central Valley (Directed Action)
- DWR Update (Attached)

Agenda Item 2.B

Financial Report

- **GSP Development Budget**
 - \$2,296,420 adopted February 2018
 - \$355,000 6 month transitional budget adopted January 2020 (R-20-02)
- **GSP Implementation Budget (2020-21)**
 - \$1,021,000 adopted June 2020 (R-20-03)



GSP Development Budget

For the period February 2018 through December 31, 2020

Eastern San Joaquin GWA Budget GSP Development						
Jan 2020						
Revenue Item	Budget	6 Mo (2019-20)	Total Budget	Year to Date	Balance	YTD/ Budget
				Revenue Receipts		Percent
Initial Member Dues	85,000	0	85,000	85,000	0	100%
GSA Cost Allocation	226,420	185,000	411,420	411,420	0	100%
Zone 2 Contribution	485,000	170,000	655,000	655,000	0	100%
GSP Grant	1,500,000	0	1,500,000	587,513	912,487	39%
Total Revenue	2,296,420	355,000	2,651,420	1,151,420	1,500,000	43%

Jan 2020						
Expense Item	Budget	Addl Budget	Total Budget	Year to Date	Balance	YTD/ Budget
				Expenses Paid		Percent
Legal Services	30,000	65,000	95,000	93,943	1,057	99%
Administrative	5,000	70,000	75,000	68,576	6,424	91%
Professional/Technical	85,000	220,000	305,000	238,130	66,870	78%
Subtotal Expenses	120,000	355,000	475,000	400,650	74,350	84%
Woodard & Curran (A-18-01)	2,176,420	0	2,176,420	1,890,911	285,509	87%
Total Expenses	2,296,420	355,000	2,651,420	2,291,561	359,859	86%

\$1.1M Revenue


- 43% YTD
- \$737,323 (Grant receivable from DWR pending)

\$2.2M Expense

- 86% YTD

Inception through December 31, 2020

19



GSP Implementation Budget FY 2020-21

For the period beginning July 1, 2020 through December 31, 2020

Eastern San Joaquin GWA Budget GSP Implementation				
Jun 2020				
Revenue Item	Budget	Year to Date	Balance	YTD/ Budget
				Percent
Membership Fee & Cost Allocation	300,500	230,500	70,000	77%
Contribution Carryover from Prior Year	150,000	148,000	2,000	99%
Zone 2 Contribution to GSP	225,000	0	225,000	0%
In Kind Services	20,500	0	20,500	0%
GSP Sustainable Groundwater Grant	325,000	0	325,000	0%
Total Revenue	\$1,021,000	\$378,500	\$ 642,500	37%

Jun 2020				
Expense Item	Budget	Year to Date	Balance	YTD/ Budget
				Percent
Monitoring & Reporting In Kind	212,500	0	212,500	0%
Program Management/Technical Support	608,500	91,323	517,177	15%
Reserve Costs	200,000	0	200,000	0%
Total Expenses	\$1,021,000	\$91,323	\$717,177	9%

Revenue

- 77% member dues received

Expenses

- 9% of budget spent

FY to date through December 31, 2020

20



2020-21 Member Payments

MANTECA	17,000.00
CENTRAL DELTA WATER AGENCY	8,500.00
CENTRAL SAN JOAQUIN WATER CONSRV DIST	27,500.00
LODI	17,000.00
TOTAL:	70,000.00

\$230,500
of
\$300,500
received
through
12/31/2020

7

Summary of Expenses

Budget Expense/Vendor	GSP Development	GSP Implementation	Total
Administrative			
CITY OF MANTECA	850		850
FEDEX	25		25
LODI NEWS SENTINEL	173		173
Office Depot	949		949
Zidar Matt	74		74
RECORD	460		460
SAN JOAQUIN COUNTY	58,024	71,013	129,037
SJC AG CENTER	5,562		5,562
US Post Office	2,460	43	2,504
Administrative Total	68,576	71,056	139,632
Legal			
NEUMILLER & BEARDSLEE	93,943	19,620	113,563
SAN JOAQUIN COUNTY		647	647
Legal Total	93,943	20,267	114,210
Professional/Technical			
GEI CONSULTANTS INC	34,983		34,983
JANE WAGNER-TYACK	1,150		1,150
WOODARD & CURRAN INC	201,997		201,997
Professional/Technical Total	238,130		238,130
GSP Dev Grant Contract (A-18-01)			
WOODARD & CURRAN INC	1,890,911		1,890,911
GSP Dev Grant Contract (A-18-01) Total	1,890,911		1,890,911
Grand Total	2,291,560	91,323	2,382,883

Sorted by Budget
expense type and Vendor

For the period February
2018 through
December 31, 2020

22



Directors' Comments and GSA Status Reports

Agenda Item III





Secretary Report

- Water Rights
 - American River Water Right Application Status Hearing
 - Mokelumne Water Right Application

Agenda Item IV

Summary of Expenses

Budget Expense/Vendor	GSP Development	GSP Implementation	Total
Administrative			
CITY OF MANTECA	850		850
FEDEX	25		25
LODI NEWS SENTINEL	173		173
Office Depot	949		949
Zidar Matt	74		74
RECORD	460		460
SAN JOAQUIN COUNTY	58,024	71,013	129,037
SJC AG CENTER	5,562		5,562
US Post Office	2,460	43	2,504
Administrative Total	68,576	71,056	139,632
Legal			
NEUMILLER & BEARDSLEE	93,943	19,620	113,563
SAN JOAQUIN COUNTY		647	647
Legal Total	93,943	20,267	114,210
Professional/Technical			
GEI CONSULTANTS INC	34,983		34,983
JANE WAGNER-TYACK	1,150		1,150
WOODARD & CURRAN INC	201,997		201,997
Professional/Technical Total	238,130		238,130
GSP Dev Grant Contract (A-18-01)			
WOODARD & CURRAN INC	1,890,911		1,890,911
GSP Dev Grant Contract (A-18-01) Total	1,890,911		1,890,911
Grand Total	2,291,560	91,323	2,382,883

Sorted by Budget
expense type and Vendor

For the period February
2018 through
December 31, 2020

26

Summary of Revenue & Expenses Combined Budget Plans

	GSP Development	GSP Implementation	Total
Revenue			
Grant Proceeds	587,513	230,500	818,013
Member & Zone 2 Contributions	563,907	148,000	711,907
Total Revenue	1,151,420	378,500	1,529,920
Expense			
Program Management & Tech Support			
Prof/Technical	238,130	0	238,130
Legal Services	93,943	20,267	114,210
Administrative	68,576	71,056	139,632
GSP Dev Contract (A-18-01)	1,890,911	0	1,890,911
Total Expenses	2,291,560	91,323	2,382,883

For the period February 14, 2018 through December 31, 2020

9

GSP Development - Woodard & Curran Contracts (1 of 3)

Contract	Contract Amount	Invoices Billed	Balance
A-18-01 GSP Development	\$2,176,420	\$1,990,433	\$185,987*
A-20-01 Annual Report & Support	\$162,000	\$107,030	\$54,970
CON0001739 ESJ GWA Support & P68 Grant Application	\$100,000	\$99,989	\$11

* Does not include \$99,592 retention owed

28



GSP Development- Woodard & Curran Contracts (2 of 3)

A-18-01 (GSP Development)

PO#	Invoice #	Billing Period	Invoice Amount	5% Retainage	Paid Amount
50673	150604	Thru Mar 2018	59,478.50	2,973.93	56,504.57
50673	151957	Thru May 2018	207,165.78	10,358.29	196,807.49
51253	154380	Thru Jun 2018	154,371.49	7,718.57	146,652.92
51253	154819	Thru Jul 2018	141,809.55	7,090.48	134,719.07
51253	157754	Thru Sep 2018	316,566.59	15,828.33	300,738.26
51253	157966	Thru Oct 2018	174,459.58	8,722.98	165,736.60
51253	159353	Thru Nov 2018	160,425.31	8,021.27	152,404.04
51253	166661	Thru Feb 2019	280,761.99	14,038.10	266,723.89
55725	168272	Thru Jul 2019	386,980.43	19,349.02	367,631.41
55725	173930	Thru Dec 2019	84,471.63	4,223.58	80,248.05
55725	174635	Thru Feb 2020	18,861.70	943.09	17,918.61
55725	175084	Thru Mar 2020	1,930.00	96.50	1,833.50
55725	176992	Thru Apr 2020	3,150.00	157.50	2,992.50
			1,990,432.55	99,521.64	1,890,910.91

Contract Amount	\$2,176,420
Invoices Billed	<u>1,990,433</u>
Balance	\$185,987
Retention Owed	<u>99,522</u>
Remaining	\$285,509



GSP Development- Woodard & Curran Contracts (3 of 3)

A-20-01 (Annual Report & Support)

PO#	Invoice #	Billing Period	Invoice Amount	5% Retainage	Paid Amount
57812	177573	Mar 27 2020	76,911.74	3,845.59	73,066.15
57812	177574	Apr 24 2020	20,596.58	1,029.83	19,566.75
57812	177575	May 29 2020	6,524.25	326.21	6,198.04
57812	178367	June 26 2020	1,326.54	66.33	1,260.21
57812	179934	July 31 2020	1,670.75	83.54	1,587.21
			107,029.86	5,351.49	101,678.37

Contract Amount	\$162,000
Invoices Billed	<u>107,030</u>
Balance	\$ 54,970
Retention Owed	<u>5,351</u>
Remaining	\$ 60,322

CON0001739 (ESJ SGMA & Prop 68 Grant Support)

PO#	Invoice #	Period Ending	Invoice Amount
56066	174773	March 2020	42,592.04
56066	174773	March 2020	57,397.23
			99,989.27

Contract Amount	\$100,000
Invoices Billed	<u>99,989</u>
Balance	\$ 11